

StudioComm

from **STUDIO TECHNOLOGIES**
INC.

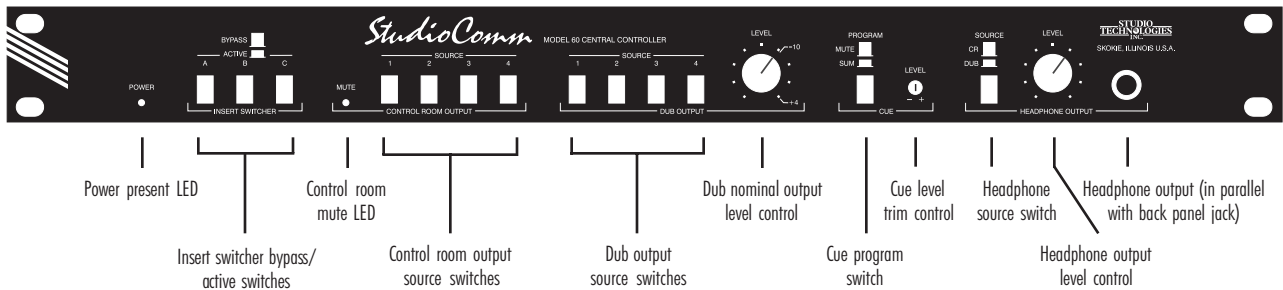
Model 60
&
Model 61

Routing, Monitoring & Communications for Digital Audio Workstations

The Model 60 Central Controller and the Model 61 Control Console are part of the successful StudioComm family of products. Designed as a cost-effective alternative to the Model 50/51 and 55/56 combinations, the Model 60 and Model 61 provide the most commonly asked for features in a compact, easy-to-use package. StudioComm equipment is ideal for audio production facilities that require flexible routing, monitoring, and communications. Model 60 and Model 61 features include insert switching, control room monitoring, dub (copy) output, and integrated headphone cue system. With these features, StudioComm products can dramatically increase production efficiency in disk-based recording and editing facilities. A complete system consists of a rack-mounted central controller and a desktop control console.

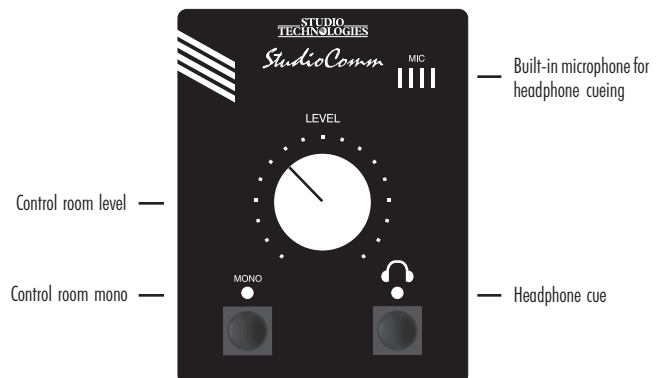
Model 60 Central Controller

The single rack-space Model 60 contains the main StudioComm electronics. It is intended to be located in an equipment rack adjacent to the audio work area. The back panel provides standard connectors to interface audio input and output signals. The front panel contains many of the operating switches and controls.



Model 61 Control Console

The Model 61 provides a small command center containing the most frequently-used operator functions. It is designed to be placed at the main audio work surface, giving personnel rapid, fingertip adjustment of the control room level and access to the monaural and headphone cue functions. An electret condenser microphone is located near the top of the console for convenient wide-range voice pickup. A 5-conductor MIDI-style cable links the Model 61 with the Model 60 Central Controller.



Features

Insert Switching

A passive switching section allows an unbalanced stereo audio signal to be routed to up to three processing devices. This feature is specifically provided to allow an analog output signal from an audio workstation to be processed by equalizers, compressors, or other analog devices, then returned to one of the workstation's analog inputs. Three switches on the front panel of the Model 60 are used to select which one (or more) of the three devices are active in the audio chain. Alternately, the switching section can be wired so as to create a four input/one output stereo switcher. This can be used for routing analog sources to a workstation's analog input.

Four Stereo Line Inputs

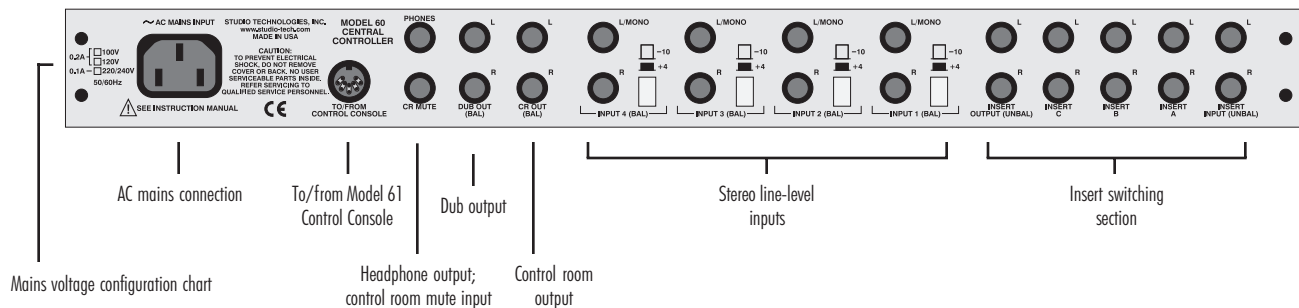
The analog audio outputs of digital audio workstations, DAT recorders, video editing equipment, CD players, cassette decks, or virtually any analog source can be connected to the Model 60's line inputs. The inputs accept balanced or unbalanced signals, and can be individually configured for either -10dBv or $+4\text{dBu}$ operating levels. Each input can also be configured to accept a stereo or mono signal.

Control Room Output

A stereo line-level output is provided for driving a power amplifier associated with control room monitor loudspeakers. Switches on the front panel of the Model 60 Central Controller allow selection of one or more of the four input signals. A smooth-feeling rotary control on the Model 61 Control Console allows the control room level to be adjusted. As a production or mixing aid, the Model 61 also contains a button that activates the control room monaural (L+R) function. For broadcast or other special application, an external switch or contact closure can be connected to the Model 60, allowing the control room output to be muted as required. An LED indicator on the Model 60's front panel lights whenever mute is active.

Headphone Cue System

A full-featured stereo headphone cue system is provided, allowing one or two pairs of headphones to be connected. The resulting output signal is very loud, and very "clean." The Model 60 contains two headphone jacks, one on the front panel and one on the back panel. They are connected in parallel, allowing flexibility during installation and operation. A switch on the Model 60's front panel selects the headphone source—either the source selected for the control room output or the source selected for the dub output. A rotary control on the Model 60 sets the output level. The sonic quality of the headphone output is such that it can be used as an additional line-level output if required.



The Model 61 Control Console contains a microphone and associated push button switch, allowing voice cues to be sent to the headphone output. A rotary trim control on the Model 60's front panel allows adjustment of the cue signal level. A switch selects whether the cue signal interrupts (replaces) the program audio, or sums (adds) the cue signal to the program audio. The control room output level automatically reduces ("dims") whenever cue is active.

Dub Output

A stereo line-level output is provided for dub (copy) or other specialized uses. Switches on the front panel of the Model 60 Central Controller allow selection of one or more of the input signals as the dub source. For flexibility, a rotary control allows the nominal output level to be adjusted. Turned fully clockwise the output is set for +4dBu, with a calibration mark also shown for a nominal -10dBv output.

Specifications

Model 60 Central Controller

Connectors:

Audio and Control: ¼-inch, 3-conductor phone jacks

AC Mains: standard 3-blade plug, meets IEC 320 specifications

Insert Switcher:

Applications: allows routing of three unbalanced stereo analog audio signals into audio path

Switching: passive (no electronics in signal path)

Audio Inputs: 4, stereo

Type: electronically balanced, direct coupled, compatible with balanced or unbalanced signals

Impedance: 24k ohms

Nominal Input Level: -10dBv or +4dBu, each input individually configurable

Common Mode Rejection: 100dB @ DC and 60Hz, 70dB @ 20kHz, 62dB @ 40kHz (typical)

Control Room Output: 1, stereo

Type: electronically balanced, intended to drive loads of 600 ohms or greater, balanced or unbalanced

Maximum Output Level: +27dBu into 10k ohms, +26dBu into 600 ohms

Frequency Response: 10Hz-40kHz +0/-0.5dB

Distortion (THD+N): 0.02% (measured at 1kHz)

S/N Ratio: 87dB (20Hz-20kHz ref. +4dBu output)

Mono: (L+R) -3dB to both left and right outputs

Mute: output level drops to 90dBu upon application of contact closure. Contact closure must be capable of handling 7mA at 15 volts DC.

Dim: output level drops 18dB when cue (talk to phones) active

Dub Output: 1, stereo

Type: electronically balanced, intended to drive balanced or unbalanced loads of 600 ohms or greater

Nominal Output Level: +4dBu, adjustable +0/-∞ dB

Maximum Output Level: +27dBu into 10k ohms, +26dBu into 600 ohms

Frequency Response: 10Hz-40kHz +0/-0.25dB

Distortion (THD+N): 0.005% (measured at 1kHz)

S/N Ratio: 90dB (20Hz-20kHz ref. +4dBu)

Headphone Output: 2, each jack (front and back) has separate output circuit

Compatibility: each output intended for connection to headphones with impedance of 100 ohms or greater

Maximum Voltage: 8Vpp, 100 ohm load

LED Indicators: 2, power present and control room mute

AC Mains Requirement: 100, 120, or 220/240v, ±10%, factory configured, 50/60Hz

Dimensions (Overall):

19.00 inches wide (48.3cm)

1.72 inches high (4.4cm)

6.65 inches deep (16.9cm)

Mounting: 1 standard rack space

Weight: 6.5 pounds (3.0kg)

Model 61 Control Console

Compatibility: designed for connection to Model 60 Central Controller

Internal Microphone: electret condenser

Interconnection: 5-conductor MIDI-style cable, 10-foot (3.0m) cable supplied, maximum length 50 feet (15.2m)

Dimensions (Overall):

3.2 inches wide (8.1cm)

2.2 inches high (5.6cm)

4.1 inches deep (10.4cm)

Weight: 0.8 pounds (0.4kg)

Specifications subject to change without notice.

StudioComm Series

Studio Technologies, Inc. designs and manufactures a broad line of StudioComm Series products, providing a range of routing, monitoring, talkback, and dubbing functions for DAW users.

In addition to the Model 60 Central Controller and the Model 61 Control Console, the series also includes the Models 50 and 55 Central Controllers, the Models 51 and 56 Control Consoles, and the Models 35 and 38 Talent Amplifiers.

The Model 50 Central Controller provides the electronics and connection points for seven stereo line inputs, two control room monitor outputs, studio monitor output, and a stereo line-level output for use as a dub output.

The companion Model 51 Control Console displays the active settings and provides controls for system operation. An internal microphone is included to send voice audio cues to the studio and talent amplifier outputs. The Model 51 is fully configurable and all settings are stored in nonvolatile memory.

Smaller setups can use the Model 55 Central Controller, along with the Model 56 Control Console. This system provides four stereo line-level inputs, one control room monitor output, and a stereo line-level output for use as a dub (copy) output.

The Models 50 and 55 allow connection of up to four talent amplifiers. The Model 35 Talent Amplifier powers two sets of headphones. The Model 38 Talent Amplifier adds the ability for the user to control his or her own mix.

Studio Technologies, Inc.

Since 1979, Studio Technologies, Inc. has been creating specialized products for the professional audio and broadcast markets. All Studio Technologies products are carefully engineered for superior sound quality, a full range of features, and easy operation.

For further information on the StudioComm series please contact:

Studio Technologies, Inc.
5520 West Touhy Ave.
Skokie, Illinois 60077 U.S.A.
Telephone (847) 676-9177
Fax (847) 982-0747
www.studio-tech.com